











 Co-op Academy Friarswood	Year 1 Term 1: Toys		Year 1 Term 2: Animals		Year 1 Term 3: Our Local Area	
Stimulus	 	 	 	 	 	 
Fairy tale	Rumpelstiltskin		Jack and the Beanstalk		Rapunzel	
Author Focus	Shirley Hughes Jane Hissey		Nick Butterworth Ella Bailey		Anthony Browne Janet & Allan Ahlberg	
Y1 Sentence Types	Recap Complete sentences	And Sentence	Question sentences	Exclamation Sentence	Because Sentence	Because Sentence
Y1 Grammar	Demarcate sentences with capital letters Capital letters for names and for the personal pronoun I Separation of words with spaces Introduction to capital letters, full stops, question marks and exclamation marks to demarcate sentences.	How words can combine to make sentences Joining words and joining clauses using and	Question Marks Sequencing sentences to form short narratives Suffixes that can be added to verbs where no change is needed in the spelling of root words (e.g. helping, helped, helper)	Exclamation Marks Regular plural noun suffixes –s or –es [for example, dog, dogs; wish, wishes], including the effects of these suffixes on the meaning of the noun	How the prefix un– changes the meaning of verbs and adjectives [negation, for example, unkind, or undoing: untie the boat]	Embed and revise all Year 1 grammar

	Terminology for pupils letter, capital letter word, full stop, question mark, exclamation mark					
Writing Purpose Best Writes	Writing to entertain Story Writing to entertain Poetry	Writing to inform Letter Writing to inform Recount	Writing to entertain Story Writing to entertain Description	Writing to inform Instructions Writing to inform Information Text	Writing to entertain Story Writing to inform Recount	Writing to entertain Poetry Writing to inform Information Text
Experiences and Inspiration	Sew a toy Make friendship bracelets Toy Sale	Parent and Grandparents old toys Make a puppet Post a letter locally and to a far away place	Paper mache island Melt ice Make an igloo Hatch eggs/ chicks	Design own animal print Techniques involved in Jane Ray's intricate illustrations. Design and make a transportation device for Zeraffa. Story telling - video stories for ICT and share with other classes / parents	Design towers Test the strength of different materials that they could make a ladder from, Design and make kites Make a weather station Origin of food and design healthy dishes.	Make a collection of fabrics from the Gambia and other African countries. African printing Explore French food and drink Link to introducing basic French greetings